

MIGHTY BRIGHTY™

Enjoy the big screen experience!



Projection Screen Paint

FOR OFFICES, SCHOOLS, CAFÉS, EXHIBITIONS, HOME THEATRES, ETC.

Turn any wall into a projection screen

Mighty Brighty turns a wall into a projection screen

Mighty Brighty is a new and unique concept for creating a perfect projection screen right on your wall or any other smooth surface.

Just paint it on, sit back and enjoy.

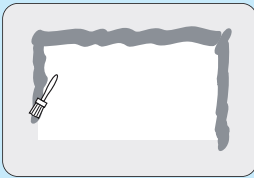
An image projected on Mighty Brighty Projection Screen Paint has much better contrast and brightness than that of a plain white wall. It has the same quality as a professional projection screen. On top of that you always have exactly the right screen format for your specific situation.

No more struggling to set up a conventional projector screen.

No more bulky ceiling or wall fixture.

Invisible when you are not using it.

Create a projection screen in 4 easy steps




- 1 Define the exact size and location of the screen.
Optional:
Apply the MagneCoat on the border of the screen



- 2 Mix and apply BaseCoat to the wall



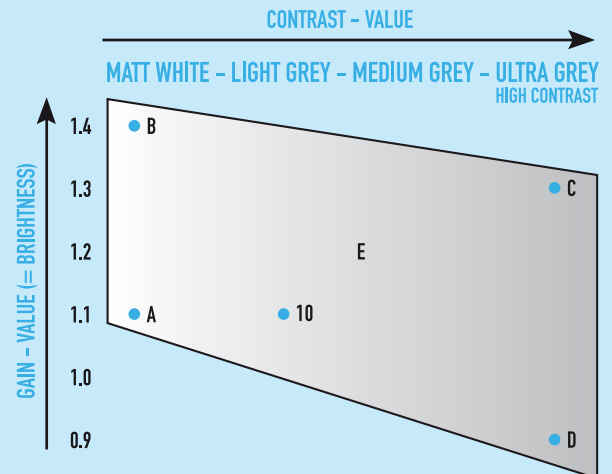
- 3 Mix and apply TopCoat to the wall



- 4 Optional:
Add the MagneCoat around the screen. (And easily remove it when you are not using the screen).

ALWAYS EXACTLY THE RIGHT SCREEN SURFACE

- SOME EXAMPLES -



- A = 0 ContrastBooster - 0 BrightnessBooster
- B = 0 ContrastBooster - 10 BrightnessBooster
- C = 10 ContrastBooster - 10 BrightnessBooster
- D = 10 ContrastBooster - 0 BrightnessBooster
- E = 5 ContrastBooster - 5 BrightnessBooster
- 10 = MPW10 Standard Screen, Pre-mixed

How it works

BaseCoat + ContrastBooster

The foundation of the screen is the BaseCoat, which also determines the contrast level. Based on an easy-to-use checklist you determine the right amount of ContrastBooster to be used. This ContrastBooster sets the grey level of the BaseCoat for the screen area. Mighty Brighty offers a range from matt white to ultra grey (high contrast). All in the same package.

TopCoat + BrightnessBooster

After applying the BaseCoat, a TopCoat is required. Using the same handy checklist, you determine the amount of BrightnessBooster, which sets the gain value for the TopCoat. Mighty Brighty offers a gain range from 0,9 up to 1,4, depending on the amount of light the projector emits and some other criteria.

MagneBorder

The unique MagneBorder is optionally available. This border greatly heightens the contrast perception of images on the screen. A magnetic paint must be applied prior to the BaseCoat and TopCoat. The magnetic borders can be easily placed and removed from the projection area. When the MagneBorder is removed, all you see is a clear white or light grey wall.

Why Mighty Brighty Projection Screen Paint?

- Any screen size, even complete walls
- Any format (4:3, 16:9, etc.)
- Any contrast and brightness level
- Matches any type of projector, projector position and amount of light in the room
- High-quality results
- Always flat and straight
- Invisible when not used
- Unique removable MagneBorder
- Theft-proof, vandalism-proof, easy to clean, little risk of damage

Better
than a plain
white wall!

Enjoy the richer colours:

40% higher
contrast

20% more
clear

than a normal white wall

Source: Test by KonicaMinolta

“As good as a
projection screen,
as easy as
a plain wall”



New projection applications!

Mighty Brighty makes projection possible in places where it was previously impossible, very difficult or expensive, such as:

- Round or circular areas
- Long stretched walls (e.g. in corridors or next to escalators)
- 3D shaped surfaces
- Extremely large surfaces
- Or any shape you can imagine or paint

With Mighty Brighty you can make any screen size and specification you need with just one package.

Mighty Brighty is the perfect solution for many projection applications in:

- Professional home theatres
- Shows and exhibitions
- Cafés and bars
- Offices, board rooms and meeting rooms
- Educational institutions
- Museums
- Amusement parks



Mighty Brighty helps you create any desired screen size and specification, with just one package.

For installers

• MPW 445 Paint kit

Large kit for 45 m² (484 sq.ft.) Projection Screen Paint for professional use in large-scale projects. This kit can be used to paint several meeting rooms in one office building or to paint one, extra-large wall in public areas (e.g. airports, exhibition stands, museums, etc.)

Contains: 10 litres BaseCoat • 1 litre of ContrastBooster for BaseCoat • 8 litres TopCoat • 0,8 litre of BrightnessBooster for TopCoat.



• MPA 410 MagneBorder kit

Kit with magnetic paint and magnetic borders to easily create a dark, removable border around the projection area. This border greatly heightens the contrast perception of the images on the screen. The magnetic paint is applied under the BaseCoat and TopCoat. When the MagneBorder is removed, all you see is a clear white or light grey wall.

Contains: 0.4 litres MagneCoat for 10 m/33 ft of MagneBorder • 10 m/33 ft MagneBorder (width 7.7 cm / 3.0 inch).



• MPA 405 Tool kit

Kit with all necessary tools to use for a Mighty Brighty project. The high-quality paint rollers are selected especially for Mighty Brighty. Using this kit is recommended.

Contains: 3 stir sticks • 1 paint tray • 1 roller holder • 1 roller for MagneCoat 12 cm • 2 rollers for BaseCoat and TopCoat 15 cm • tape • sandpaper.



• MPA 415 BlackVelvet MagneBorder

Exclusive Black Velvet magnetic borders to easily create a black, light-absorbing, removable border around the projection area. This border greatly heightens the contrast perception of the images on the screen. Magnetic paint need to be applied under the BaseCoat and TopCoat. When the BLACK VELVET MagneBorder is removed, all you see is a clear white or light grey wall.

Contains: 10 m/33 ft black velvet MagneBorder (width 7.7 cm / 3.0 inch)



For specialty retailers & installers

• MPW 10 Standard Screen

Pre-mixed, highly reflective paints to easily apply a standard projection screen of up to 5 m² (54 sq.ft.) on your wall or board.

Contains: 1 litre BaseCoat (Light Grey) • 1 litre TopCoat (Brightness / Gain 1.1).



• MPW 20 Tailor-made Screen & Border

Kit for 6 m² (64 sq.ft.) of projection screen. The MPW 20 kit includes BaseCoat with ContrastBooster, TopCoat with BrightnessBooster and MagneCoat with MagneBorder. All the required tools are included as well.

Contains: 1.4 litre BaseCoat • 0.1 litre ContrastBooster for BaseCoat • 0.9 litre TopCoat • 0.1 litre BrightnessBooster for TopCoat • 0.4 litre MagneCoat • 10 metres / 32.8 ft. of MagneBorder (width 5.5 cm / 2.2") • includes all necessary tools.



• MPW 30 Invisible Wall Solution

Kit for 11 m² (118 sq.ft.) of projection screen. The MPW 30 kit includes BaseCoat with ContrastBooster, TopCoat with BrightnessBooster and MagneCoat with MagneBorder. All the required tools are included as well.

Contains: 2.3 litres BaseCoat • 0.2 litre ContrastBooster for BaseCoat • 1.8 litres TopCoat • 0.2 litre BrightnessBooster for TopCoat • 0.4 litre MagneCoat • 10 metres / 32.8 ft. of MagneBorder (width 7.7 cm / 3.0") • includes all required tools.



• MPA 420 Clean!ProjectionScreen

Strong, safe & easy to use cleaner for all kind of projection screens. Also for paint-on screens. Special formula which does not affect the reflective coating of a projection screen. In convenient 0,5 liter trigger. Each bottle comes with an attached white cloth.



Seel Media GmbH
Mozartstraße 7
74925 Epfenbach bei Sinsheim
Tel.: 07263 - 604931
eMail: Info@SeelMedia.de